



PINPOINT™

Addressable Point ID System



○ PinPoint

Features

- Single two-wire loop up to two miles means fast and easy installation for new construction or retrofit applications.
- Addressable sensors indicates exact location of alarm or trouble event.
- Supports up to 192 devices.
- Advanced digital communication from the sensors to the panel.
- Caddx and Sentrol—names you know and trust.

Overview

The PinPoint addressable solutions bring together Caddx NX-8E functionality with the reliability of Sentrol sensors. Supporting up to 192 devices on a single two-wire loop up to two miles, the PinPoint point ID solution can be installed fast in new construction or retrofit applications.

PinPoint Components

Caddx NX-8E ○
Part # NX-8E



PinPoint Interface Card ○
Part # NX-2192



Sentrol PIR ○
Part # AP750-ID



Sentrol Glassbreak ○
Part # 5845-ID



Single Input Device ○
Part # SI-ID



4 Input 4 Output Device ○
Part # 4I4O-ID



AP750-ID Addressable PIR

Description

An addressable PIR for use with the NX-2192 Pinpoint ID Bus Interface.

Features

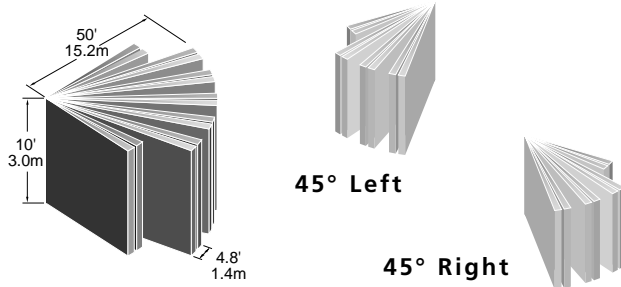
Adaptive Single Processing – 3D signal processing with gliding focus mirror optics analyzes size, speed, shape and adaptive alarm threshold.

Provides four separate curtain coverage patterns with 50' (15.2 m) range.

Flat wall or corner mounting height up to 10' (3m).

Ship with two plastic inserts, each covering half the coverage pattern for more flexible mounting options (center curtain always active).

Coverage Patterns



Specifications

Housing Material	Flame retardant ABS
Operating voltage	8 to 27V (as supplied by NX-2192)
Current draw	250 μ A typical avg. 3mA with LED momentarily on
Transmit condition	Alarm, tamper
Detection range	50 ft (15.2m)
Mounting height	6 to 10 ft (1.8 to 3m)
Number of curtains	7
Operating temperature	32° to 131°F (0° to 55°C)
Relative humidity	10% to 90% noncondensing
Maximum line length	10,000 ft (3km)

Dimensions

Width	2.9' (7.4cm)
Depth	2.2' (5.6cm)
Height	5.1' (12.9cm)
Listings	UL 639, FCC

5845-ID Addressable Shatterpro® Glassbreak

Description

An addressable ShatterPro™ II glassbreak for use with the NX-2192 PinPoint ID Bus Interface.

Features

ShatterPro's Pattern Recognition Technology™ for superior detection and false alarm immunity.

Protects all glass types up to a standard thickness of 1/4" (0.64 cm) including plate, wired, tempered and laminated glass.

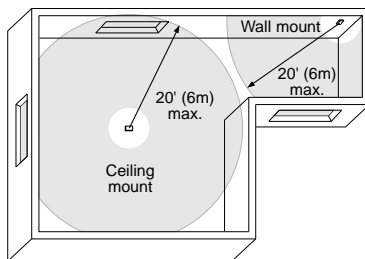
Senses through light blinds and unlined drapes. Suitable for use in quite occupied areas on the perimeter loop.

Specifications

Housing material	Flame retardant ABS
Operating voltage	8 to 27V (as supplied by NX-2192)
Current draw	250 μ A typical avg. 3mA with LED momentarily on
Microphone	Omni-directional electret
Operating temperature	14° to 120°F (-10° to 50°C)
Relative humidity	10% to 90% noncondensing
Maximum line length	10,000 ft (3km)

Dimensions

Width	3.13' (8.0cm)
Depth	1.7' (4.3cm)
Height	4.2' (10.8cm)
Listings	FCC



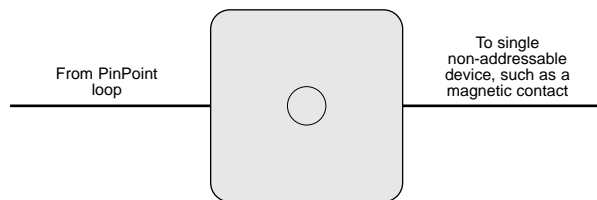
SI-ID Single Input Device

Description

An addressable single input interface to connect a single non-addressable device to the NX-2192 PinPoint ID bus interface.

Features

Supports a single non-addressable device.
Utilizes advanced digital data communications protocol that ensures the integrity of the data communication.



Specifications

Housing material	Flame retardant ABS
Operating voltage	8 to 27V (as supplied by NX-2192)
Signaling voltage	4 to 9V
Current draw	250 μ A
Operating temperature	32° to 131°F (0° to 55°C)
Relative humidity	10% to 90% noncondensing
Maximum line length	10,000 ft (3km)

Dimensions

Width	3.3' (8.4cm)
Depth	1.3' (3.3cm)
Height	2.8' (7.1cm)

Listings	UL 365, UL 609, UL 985, UL 1023, UL 1610, FCC
----------	---

Input Loop Resistance (47k EOL included)	Reported to panel
>1M Ω	Open
47k \pm 5%	Single EOL
94k \pm 5%	Double EOL
<20 Ω	Short

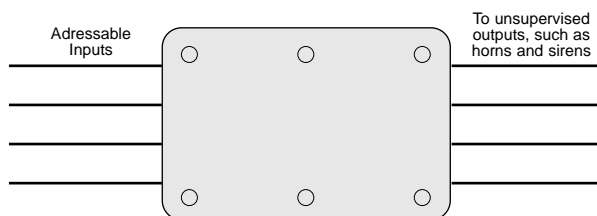
4I4O-ID Four Input Four Output Device

Description

An addressable 4 input and 4 unsupervised output interface that allows you to connect up to 4 non-addressable devices to the NX-2192 PinPoint ID Bus Interface.

Features

Supports four inputs and four unsupervised outputs (horns, bells, sirens, etc.).
Utilizes advanced digital data communications protocol that ensures the integrity of the data communication.



Specifications

Housing material	Flame retardant ABS
Operating voltage	12 to 30VDC
Signaling voltage	4 to 9V
Current draw	100 μ A (bus loading)
Output current	500mA maximum each
Operating temperature	32° to 131°F (0° to 55°C)
Relative Humidity	10% to 90% noncondensing
Maximum line length	10,000 ft (3km)

Dimensions

Width	6.8' (17.3cm)
Depth	2.0' (5.1cm)
Height	4.8' (12.2cm)

Listings	UL 365, UL 609, UL 985, UL 1023, UL 1610, FCC
----------	---

Input Loop Resistance (47k EOL included)	Reported to panel
>1M Ω	Open
47k \pm 5%	Single EOL
94k \pm 5%	Double EOL
<20 Ω	Short

NX-2192

Description

Point ID Bus Interface Card

Features

- Attaches to the NX-8E control panel.
- Bus interface that supports up to 192 addressable devices on a two-mile loop.
- Supports three class B loops.

Specifications

Current Draw	170 mA standby maximum
Operating temperature	32° to 122°F (0° to 50°C)
Shipping Weight	0.5 lb.

Dimensions

Width	2' (5.1cm)
Depth	1.25' (3.2cm)
Height	9' (22.9cm)

Ordering Information

Model No.	Description	Color	Approvals
NX-8E	Caddx NX-8E control panel	—	UL
NX-2192	PinPoint interface card	—	UL
AP750-ID	Sentrol PIR	White	UL
5845-ID	Sentrol glassbreak	White	FCC
SI-ID	Single input device	White	UL
4I4O-ID	4 input 4 output device	White	UL



SECURITY & LIFE SAFETY GROUP

12345 SW LEVETON DR
TUALATIN, OR 97062

www.interlogixsecurity.com

PH 503-692-4052
USA & CANADA 800-547-2556
Technical Service 800-648-7424
FaxBack 800-483-2495

© 2002 Interlogix, Inc.
Interlogix, Caddx, ESL, and Sentrol are trademarks of Interlogix, Inc.
All other trademarks are properties of their owners.